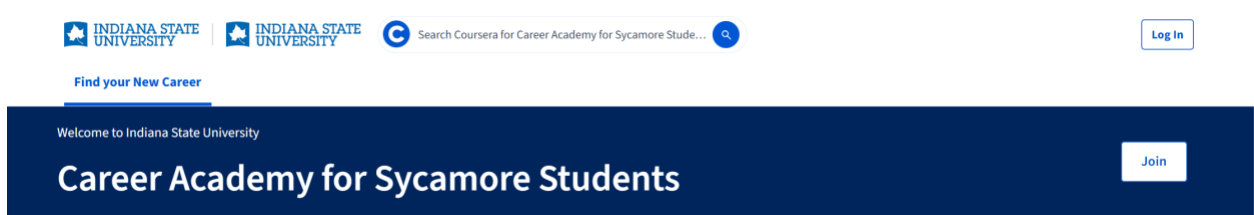


INDIANA STATE CAREER CENTER

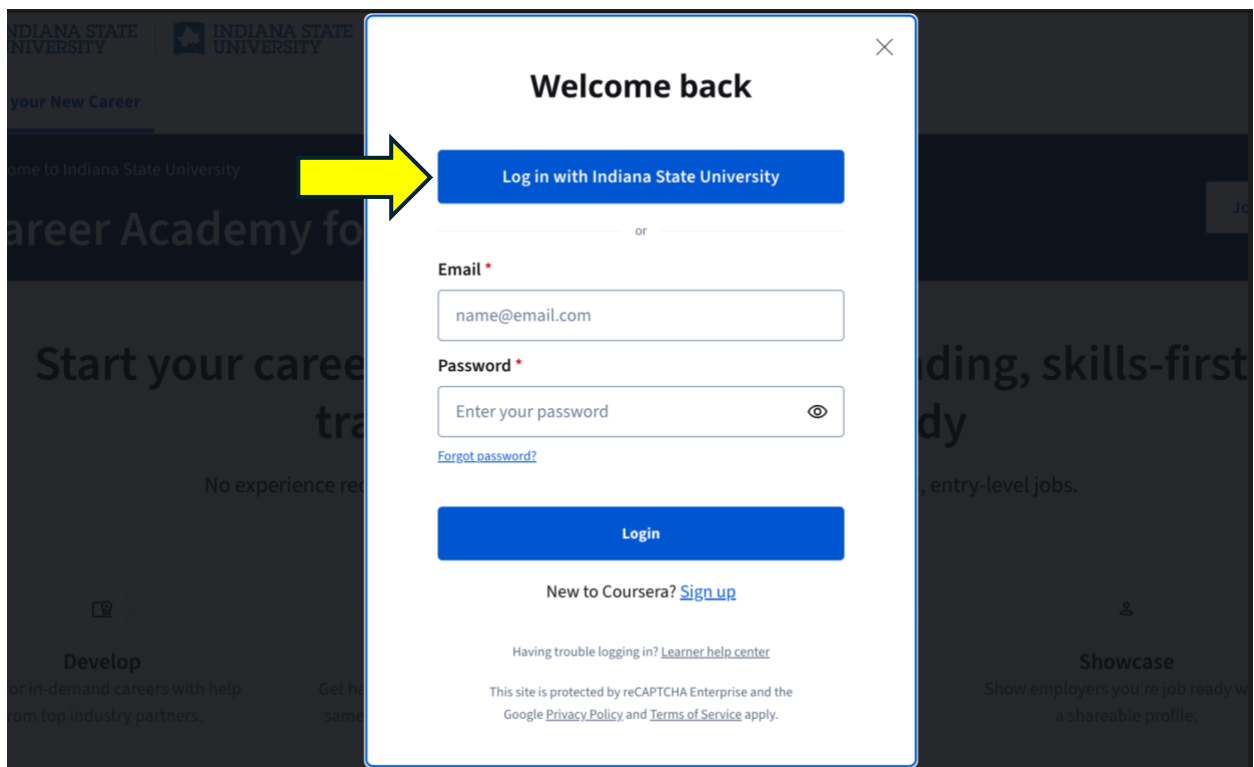
Coursera sign in Quick-Start Guide for Indiana State University:

Faculty, Staff and Students

1. Follow this link to [Indiana State University on Coursera](#), click “Join”.



2. Click “Log in with Indiana State University”



3. Log in using your university email and password (If you already have access to Coursera, you will need to input your original password when logging in. If you have forgotten your original password, click forgot password and when asked to create a new password make sure it is your current ISU password. It may require you to log out and log back to proceed onto the next step)

INDIANA STATE

CAREER CENTER

Welcome to
coursera

Log into your Coursera account

You already have a Coursera Account, please log in with your existing account information.

Email

Allison.Colbert@indstate.edu

Password

Between 8 and 72 characters

[Forgot Password?](#)

Continue →

Cancel

By joining you agree to Indiana State University following your progress and other activity in its Learning Program.

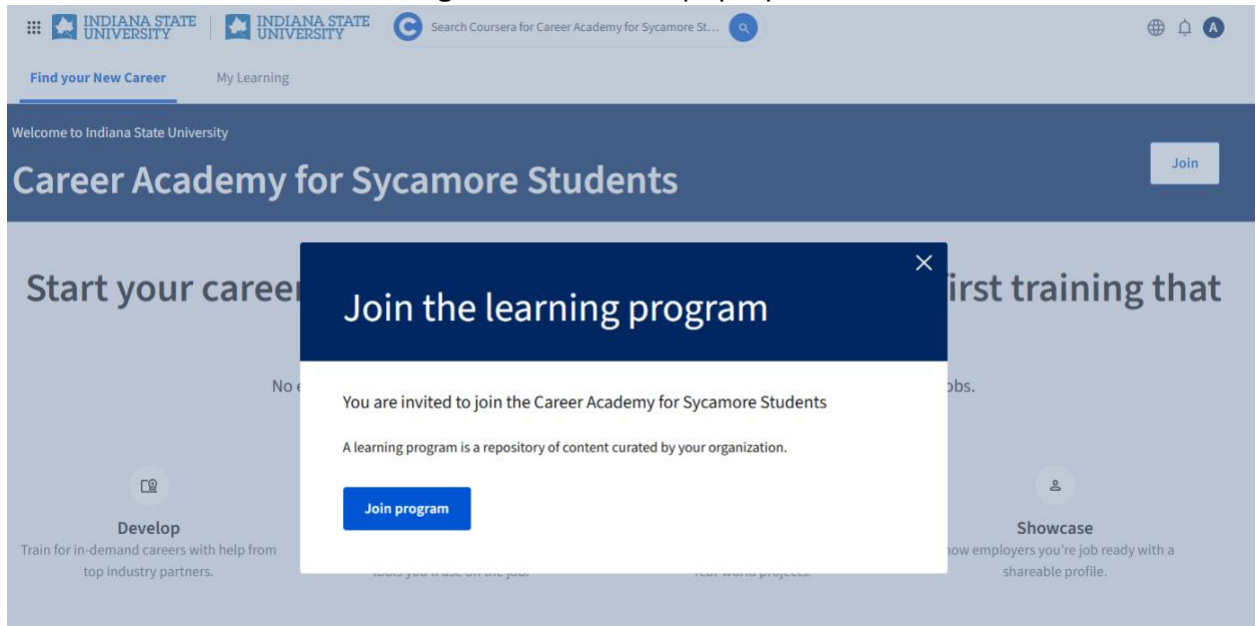
4. Upon logging in, you will get a notification about Communications and privacy.

The screenshot shows the Indiana State Career Academy website. At the top, there are two Indiana State University logos and a search bar. Below the logos, there are links for 'Find your New Career' and 'My Learning'. The main header area says 'Welcome to Indiana State University' and 'Career Academy'. A 'Join' button is visible in the top right corner. A modal window titled 'Communications and privacy' is centered on the screen. The modal contains the text 'Indiana State University and your privacy' and 'By continuing, you agree to Indiana State University following your progress and other activities in its learning programs.' Below this text is a 'Got it' button. The background of the website shows a large heading 'Start your career' and a section titled 'ing, skills-first' with a 'Join' button. At the bottom, there are four icons representing different career paths: 'Develop' (Train for in-demand careers with help from top industry partners.), 'Practice' (Get hands-on experience with the same tools you'll use on the job.), 'Demonstrate' (Prove you've got the skills by completing real-world projects.), and 'Showcase' (Show employers you're job ready with a shareable profile.).

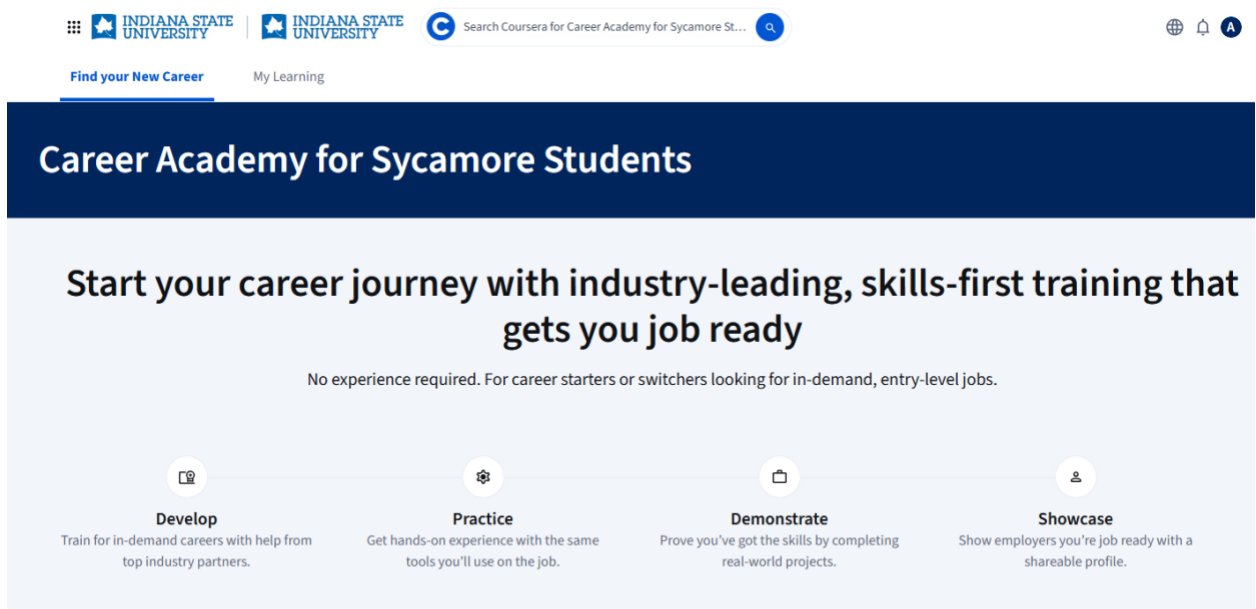
INDIANA STATE

CAREER CENTER

5. You will need to select 'Join Program' on the next pop-up notification.



6. This is your home page where you can browse the different courses by searching in the job categories.



Explore and train for the most in-demand careers

Join thousands of learners, and get on the fast-track to a successful career in these high-growth areas.

Filter by job category

All Careers (50)

Software Engineering & IT (20)

Business (17)

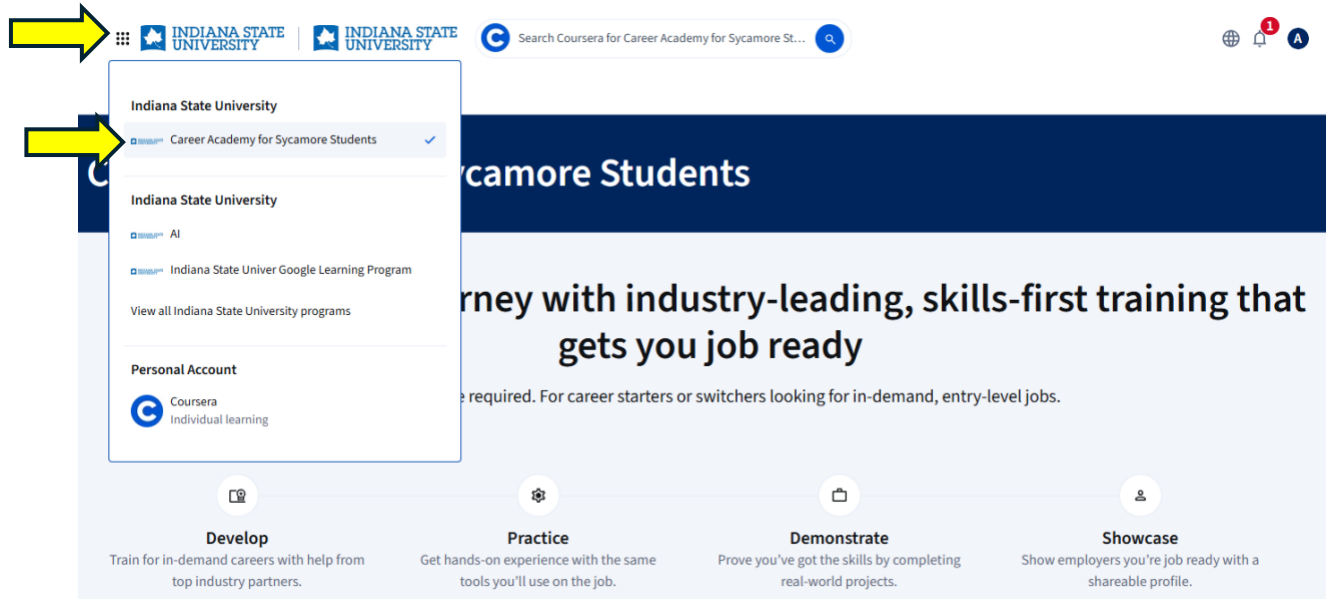
Sales & Marketing (9)

Data Science & Analytics (4)

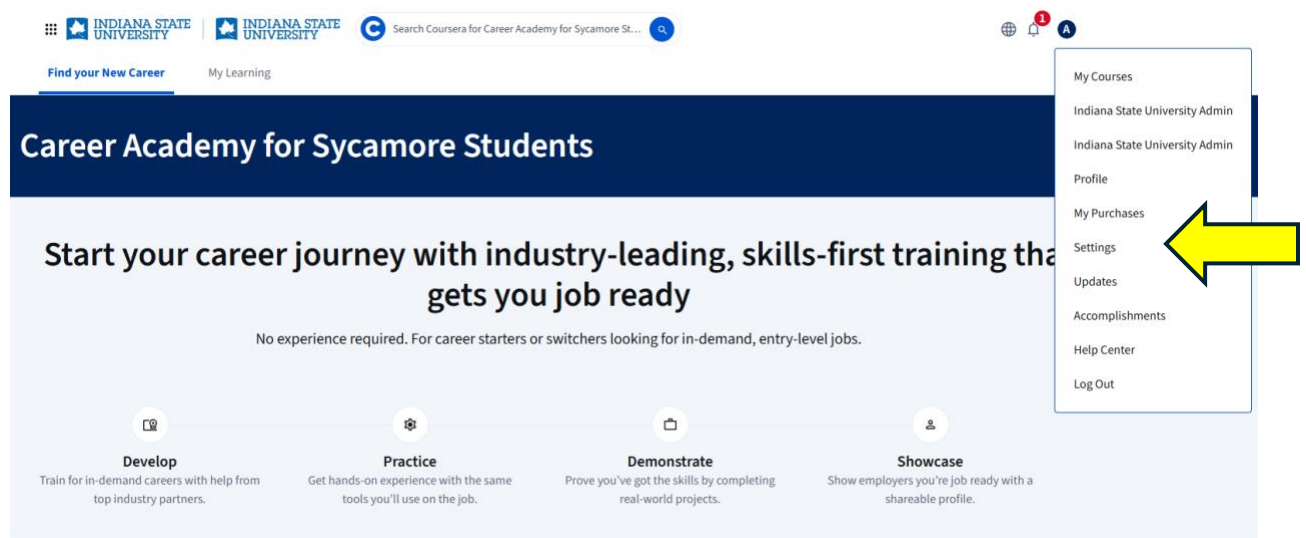
INDIANA STATE

CAREER CENTER

- Click the nine-dot square to the left of the university logo on the top of the page, and then select 'Career Academy for Sycamore Students'. This is where you can view the courses offered grouped by job categories.





- To change your password (if already logged in before) go to your settings by clicking first on your initial in the top right corner and then select 'Settings'.






INDIANA STATE

CAREER CENTER

9. Change your password to the same as your university email and hit change password to successfully update your account and create ease for using single sign on in the future.

 [Explore](#) 

What do you want to learn?

[Degrees](#) [Careers](#)   

Add your personal account here, so you still have access to Coursera courses after you leave your current company.

Add Alternative Email

[Save](#)

Password

Current password * **New password *** **Retype password ***

[Change Password](#)

Name Verification

Your name, Carrie Lutz, is verified. This is the name that will appear on your certificates.

[Request Name Change](#)